

EI Magnetic Ferrite Core



RoHS / RoHS II Compliant

FEATURES:

- High saturation magnetic flux density
- High permeability
- High Inductance.

APPLICATIONS:

- Carrier frequency filter,
- Chokes
- Pulse transformers
- Converters

DESCRIPTION & KEY ELECTRICAL SPECIFICATIONS

- The EI Magnetic ferrite core is widely used for low power switch, we provide 40,44 and 95 ferrite material for options.

PART IDENTIFICATION:

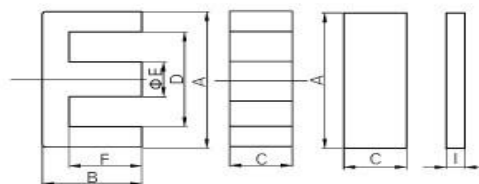
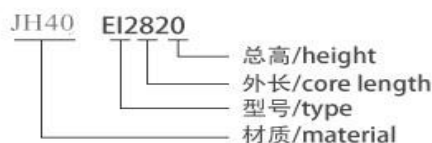



Fig 1

AL-value测定条件: 1KHz,0.25V(Without air gap)

型号 Type	尺寸 Dimensions(mm)							
	Fig	A	B	C	D	ΦE	F	I
EI12.5	1	12.5±0.3	7.6+0-0.4	5.0±0.2	9.0min	2.4±0.2	4.9+0.4-0	1.5±0.15
EI1405	1	14.0±0.3	3.5+0.2-0.1	5.0±0.15	11.0±0.25	3.0±0.1	2.0+0.2-0.1	1.5±0.15
EI1614	1	16.0±0.3	12.4±0.2	5.0+0-0.4	11.9min	4.0+0-0.4	10.35±0.2	2.0±0.2
EI1916	1	19.2±0.4	13.6+0.4-0.2	5.1+0-0.5	14.1min	4.7+0-0.4	11.0+0.6-0	2.4±0.1
EI2016	1	20.0±0.4	13.55±0.25	4.9±0.15	14.4min	4.7±0.2	11.2±0.25	2.3±0.1
EI2218	1	22.0±0.6	14.5+0.5-0	6.0+0-0.5	16.0±0.5	6.0+0-0.5	10.5+0.5-0	4.0±0.2
EI2218A	1	22.0±0.6	15.3±0.2	6.0+0-0.5	16.0±0.5	6.0+0-0.5	11.3±0.3	4.0±0.2
EI2519	1	25.0±0.4	16.3+0.5-0.1	6.35±0.3	18.6min	6.35±0.3	12.9±0.3	3.2±0.2
EI2820	1	28.0±0.6	16.8±0.2	11.0+0-0.5	18.6min	7.5+0-0.5	12.4±0.3	3.5±0.2
EI2821	1	28.0±0.55	17.3±0.25	10.75+0/-0.2	18.60min	7.25±0.25	12.8±0.2	3.5±0.3
EI2821A	1	28.0±0.6	17.3±0.25	10.4±0.2	18.60min	7.25±0.25	12.8±0.2	3.5±0.3
EI2821B	1	28.0±0.5	17.00±0.30	10.7±0.30	18.60min	7.2±0.3	12.50±0.20	3.5±0.3
EI2821C	1	28.0±0.5	17.5±0.3	10.85±0.15	18.60min	7.35±0.15	12.8±0.25	3.5±0.3
EI2821D	1	28.0±0.6	17.8±0.25	10.6±0.2	18.60min	7.25±0.25	13.3±0.2	3.5±0.3
EI3027	1	30.0±0.4	21.75±0.25	11.0+0-0.6	19.6min	11.0+0-0.6	16.5+0.6-0	5.5±0.2
EI3329	1	33.0±0.6	24.3±0.3	12.6±0.3	24.3min	9.7±0.3	19.6±0.3	5.0±0.2
EI3529	1	35.0±0.6	24.2±0.3	10.3+0-0.5	25.0±0.5	10.3+0-0.3	18.2±0.3	5.0±0.2
EI4034	1	40.0±0.8	27.2+0.6-0	12.0+0-0.5	27.3min	12.0+0-0.5	20.2+0.6-0	7.5±0.3
EI4035F	1	40.0±0.6	27.25±0.25	11.65±0.35	27.2min	11.65±0.35	20.2±0.4	7.5±0.3
EI5042	1	50.0±1.0	32.5+1.0-0	15.6+0-0.8	33.5min	15.6+0-0.8	24.5+0.8-0	9.0±0.3
EI7056	1	70.0±1.2	45.2+0.9-0	20.0+0-1.0	48.5min	20.0+0-1.0	35.2+0.9-0	10.5±0.5



STORAGE AND OPERATIONAL CONDITION:

Storage condition

- Recommended storage conditions: $-25^{\circ}\text{C} \sim 85^{\circ}\text{C}$, 70%RH (Max.)
- Service life: Within the limits of six month from being produced.
- The appearance and solder ability should be check, if product is not in expiry date.

Operation Conditions

- Use condition limit: $T = -25^{\circ}\text{C} \sim 85^{\circ}\text{C}$, $\text{RH} \leq 90\%$.

NOTE:

- The parts are manufactured in accordance with this specification. If other conditions and specifications which are required, please contact us for more information.
 - We will supply the parts in accordance with this specification unless we receive a written request to modify prior to an order placement.
 - In no case shall JHcoils be liable for any product failure from in appropriate handling or operation of the item beyond the scope of this specification.
 - When changing your production process, please notify us immediately.
- V) This drawings and specifications are the property of JHCoils .and shall not be reproduced or used as this the basis for the manufacture or sale of apparatus or devices without permission.

CUSTOMED PRODUCTS

We can Provide other Magnetic ferrite core and transformer components according to your requirements. Email us: info@jhcoils.com

ATTENTION: The electronic component is designed and developed for usage in general electronic products only. This products are not specifically designed for Military, Aviation, Aerospace, Life-dependant Medical applications or any application requiring high reliability where component failure could result in loss of life and/or property. We shall not be liable for incidental or consequential damage so fany kind.